

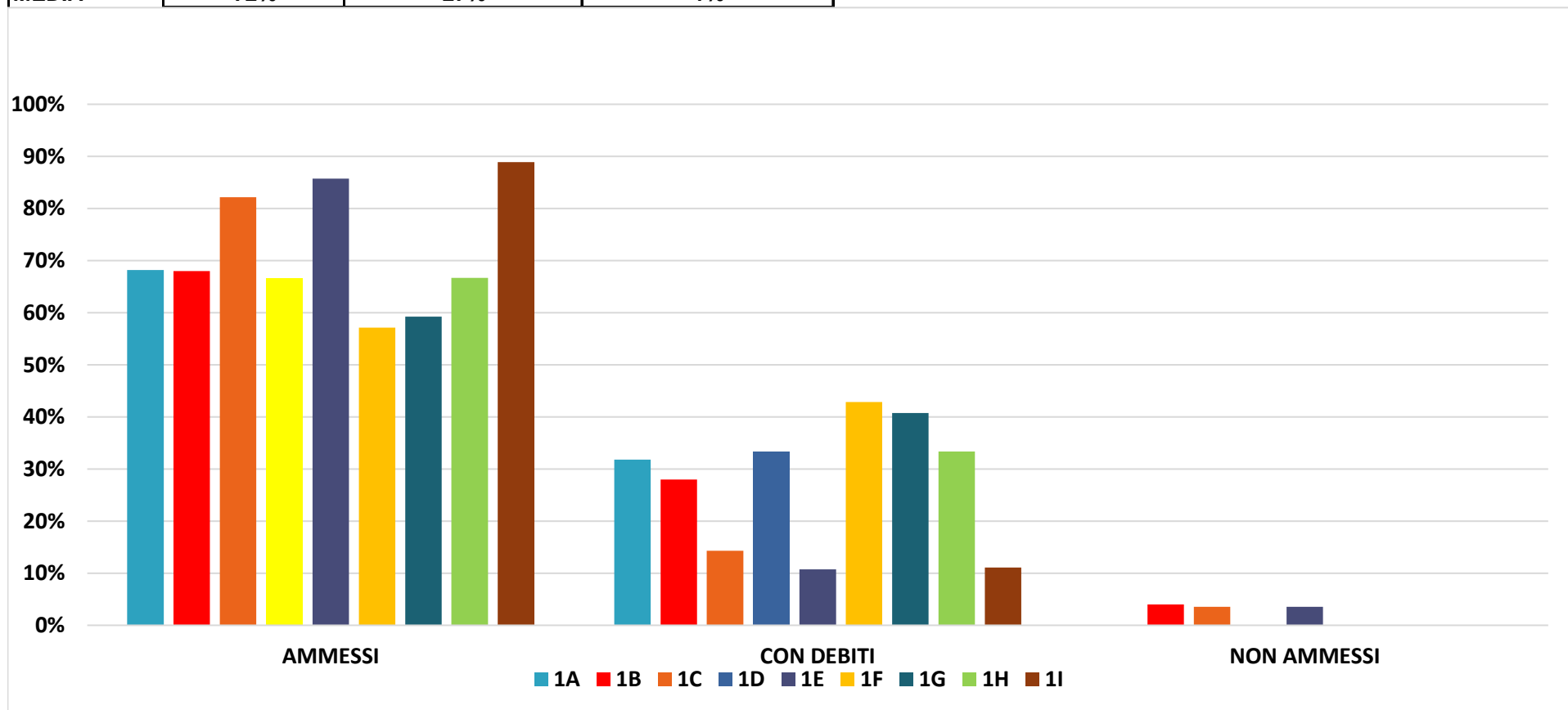
RISULTATI LICEO

GIUGNO 2017/18

RISULTATI FINALI CLASSI PRIME LICEO 2017/18(SU ALUNNI SCRUTINATI)

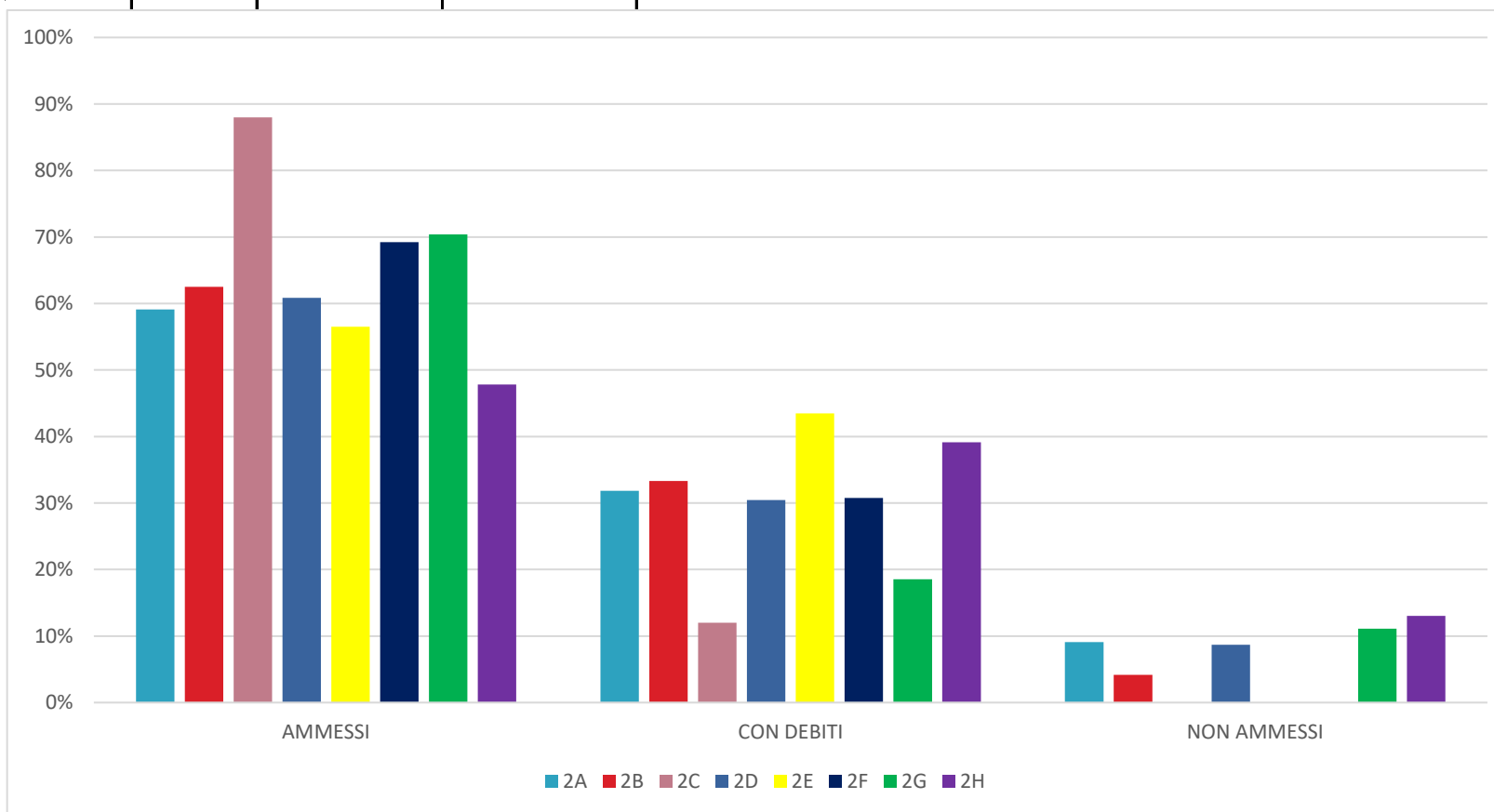
CLASSE	AMMESSI	CON DEBITI	NON AMMESSI
1A	68%	32%	0%
1B	68%	28%	4%
1C	82%	14%	4%
1D	67%	33%	0%
1E	86%	11%	4%
1F	57%	43%	0%
1G	59%	41%	0%
1H	67%	33%	0%
1I	89%	11%	0%
MEDIA	72%	27%	1%

1 alunno non scrutinato
1 alunno non scrutinato



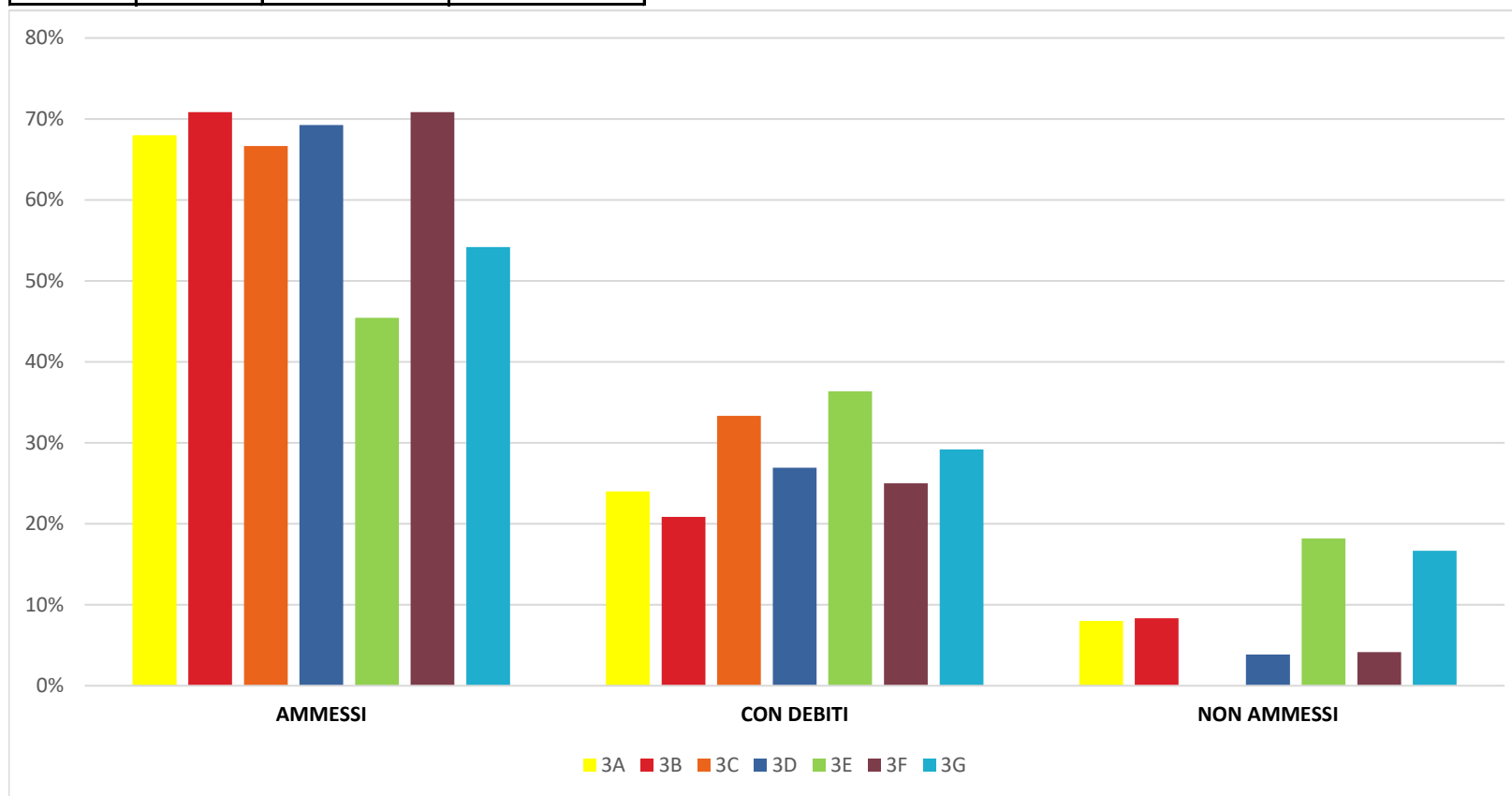
RISULTATI FINALI CLASSI SECONDE LICEO 2017/18(SU ALUNNI SCRUTINATI)

CLASSE	AMMESSI	CON DEBITI	NON AMMESSI
2A	59%	32%	9%
2B	63%	33%	4%
2C	88%	12%	0%
2D	61%	30%	9%
2E	57%	43%	0%
2F	69%	31%	0%
2G	70%	19%	11%
2H	48%	39%	13%
MEDIA	65%	30%	6%



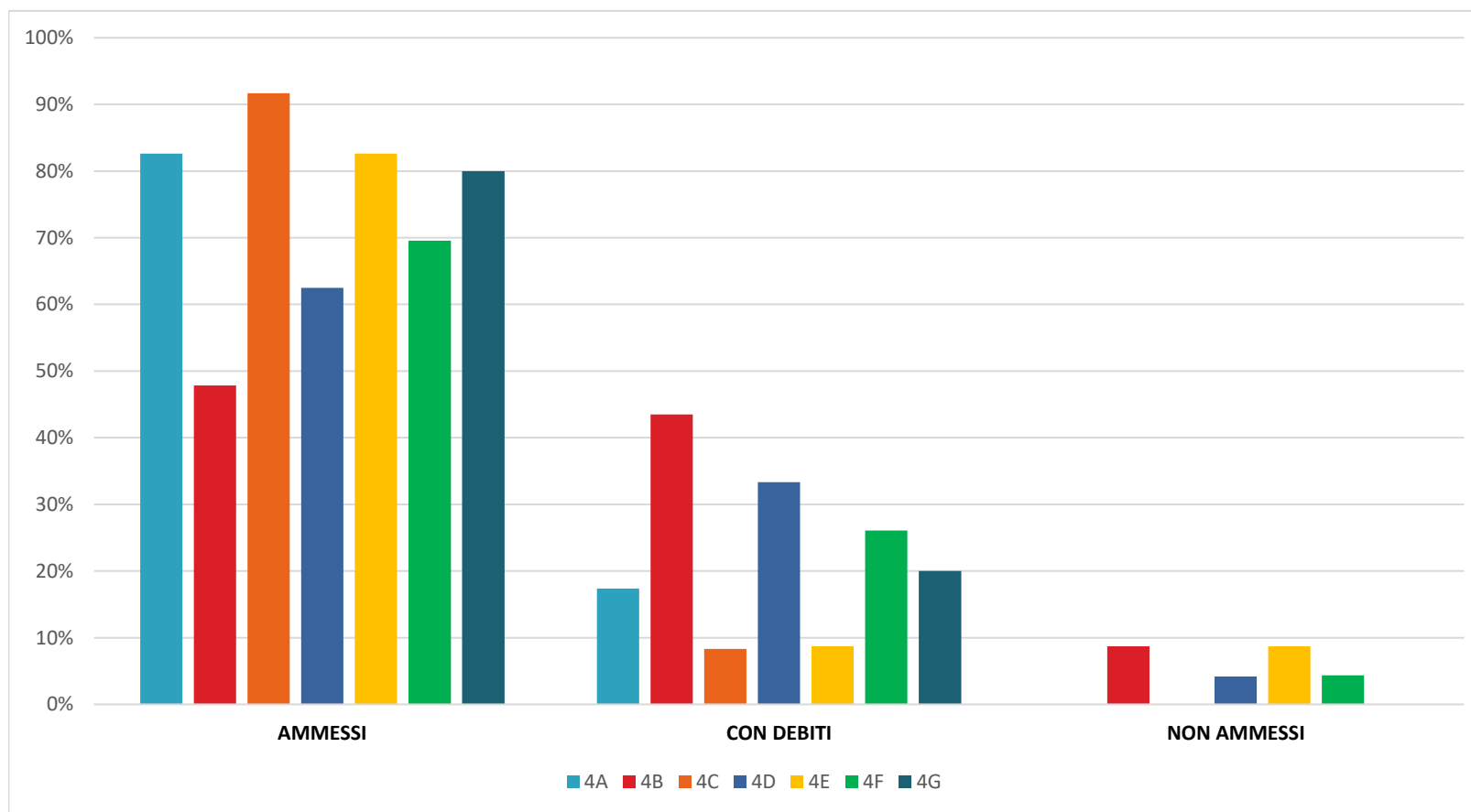
RISULTATI FINALI CLASSI TERZE LICEO 2017/18(SU ALUNNI SCRUTINATI)

CLASSE	AMMESSI	CON DEBITI	NON AMMESSI
3A	68%	24%	8%
3B	71%	21%	8%
3C	67%	33%	0%
3D	69%	27%	4%
3E	45%	36%	18%
3F	71%	25%	4%
3G	54%	29%	17%
MEDIA	64%	28%	8%



RISULTATI FINALI CLASSI QUARTE LICEO 2017/18(SU ALUNNI SCRUTINATI)

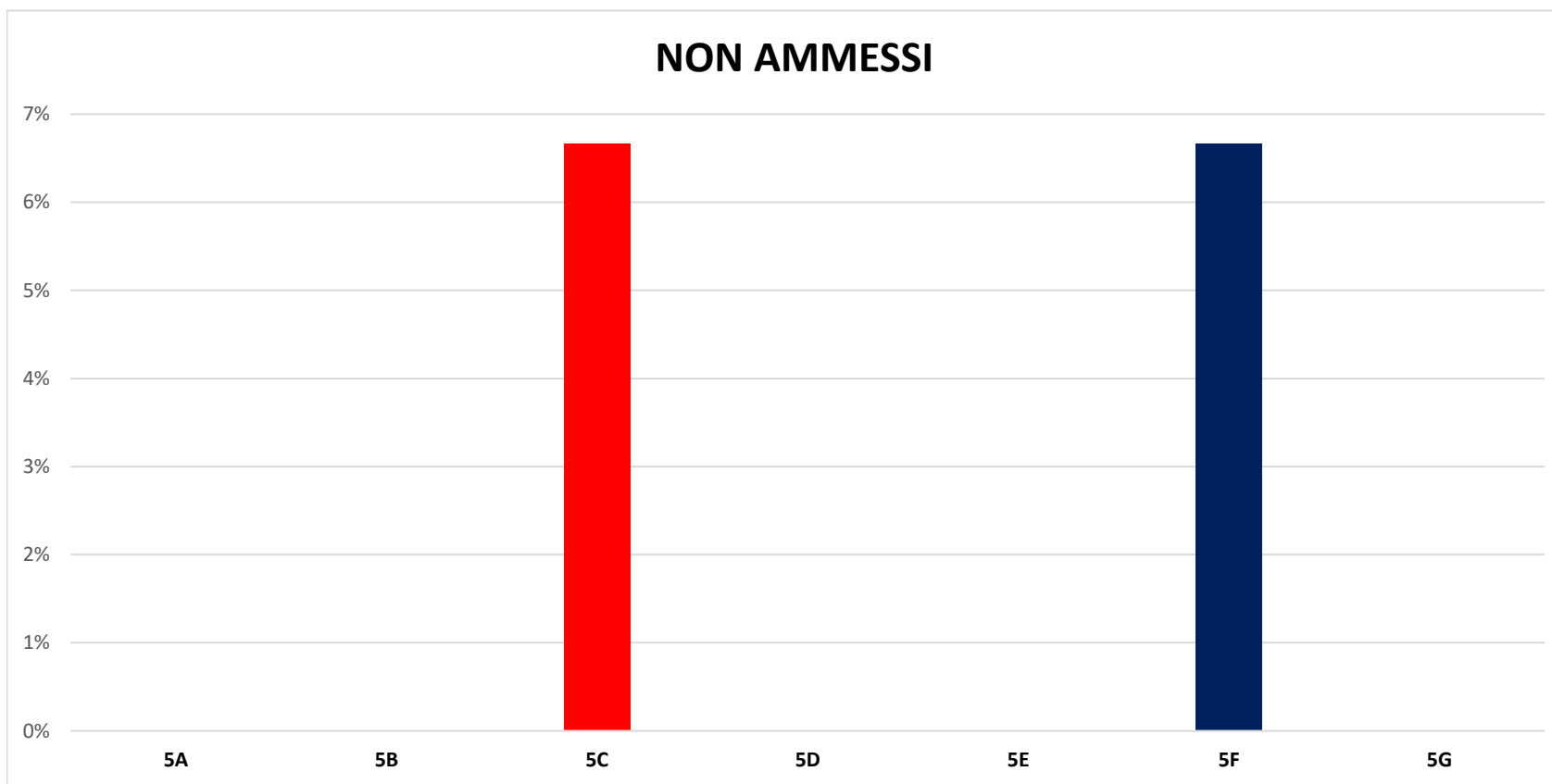
CLASSE	AMMESSI	CON DEBITI	NON AMMESSI
4A	83%	17%	0%
4B	48%	43%	9%
4C	92%	8%	0%
4D	63%	33%	4%
4E	83%	9%	9%
4F	70%	26%	4%
4G	80%	20%	0%
MEDIA	74%	23%	4%



**AMMISSIONE AGLI ESAMI DI STATO 2017/18
(SU ALUNNI SCRUTINATI)**

CLASSE	% NON AMMESSI	AMMESSI	NON AMMESSI
5A	0%	21	
5B	0%	22	
5C	7%	14	1
5D	0%	22	
5E	0%	23	
5F	7%	14	1
5G	0%	20	
MEDIA	1%		

1 alunno non scrutinato

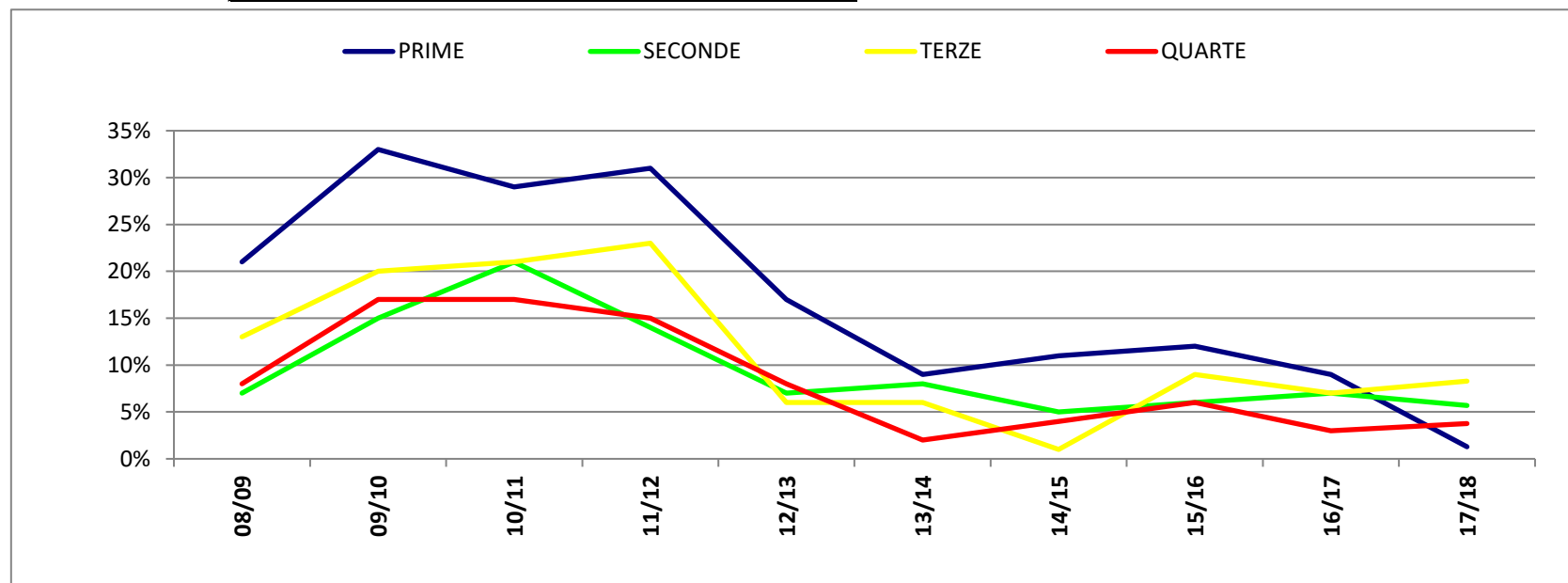


CONFRONTO RISULTATI FINALI ANNI PRECEDENTI

PERCENTUALE NON AMMESSI

	PRIME	SECONDE	TERZE	QUARTE
08/09	21%	7%	13%	8%
09/10	33%	15%	20%	17%
10/11	29%	21%	21%	17%
11/12	31%	14%	23%	15%
12/13	17%	7%	6%	8%
13/14	9%	8%	6%	2%
14/15	11%	5%	1%	4%
15/16	12%	6%	9%	6%
16/17	9%	7%	7%	3%
17/18	1%	6%	8%	4%

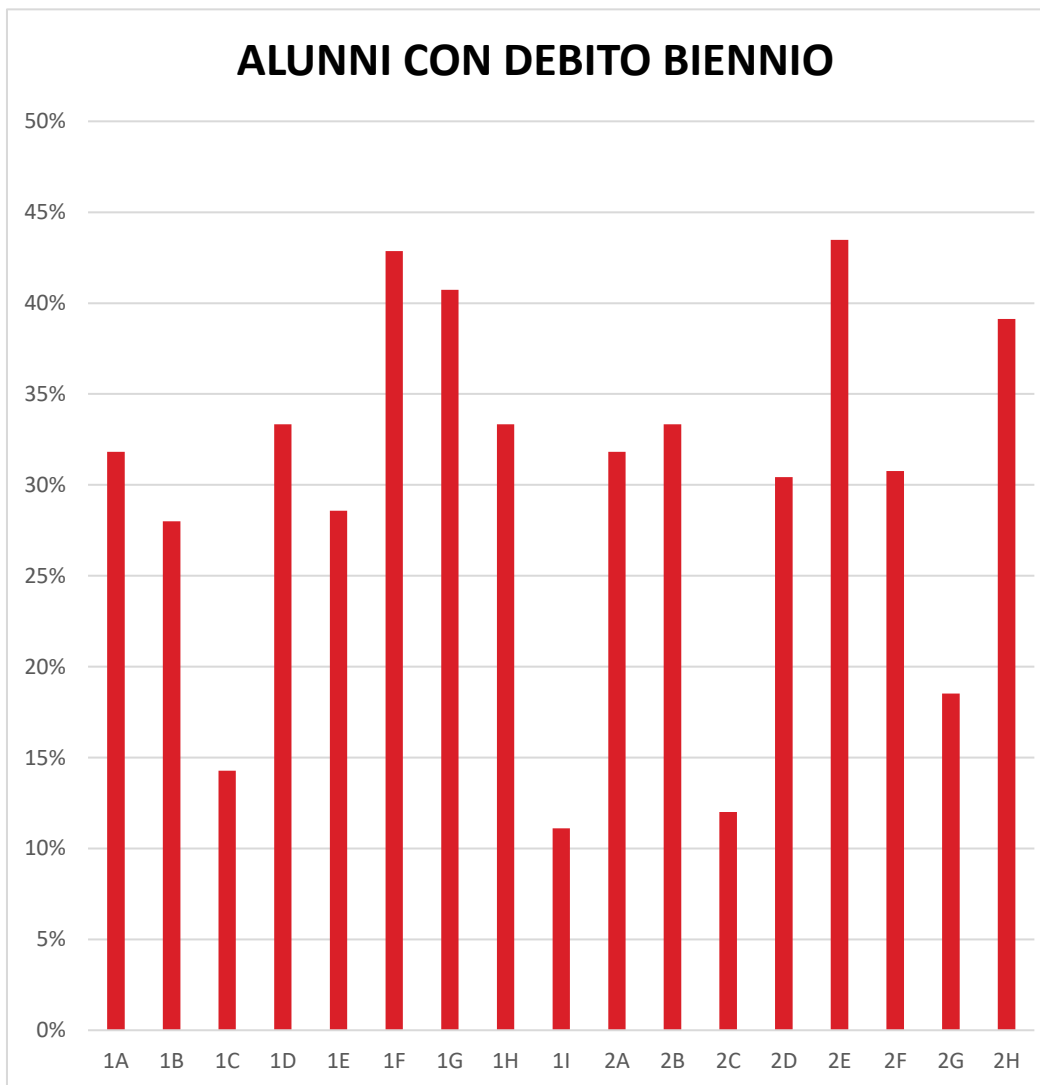
0,3% non scrutinati per l'alto numero di assenze
1 alunno scuola all'estero



ALUNNI CON DEBITO

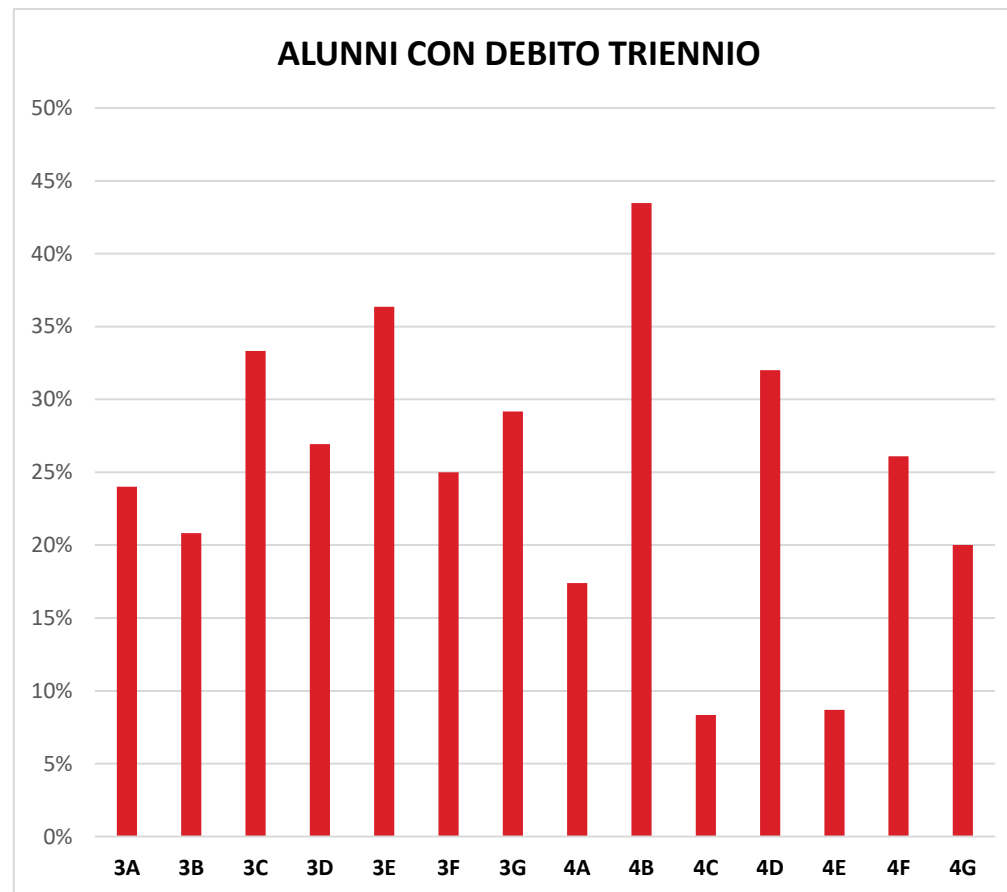
BIENNIO	num.alun	%
1A	7	32%
1B	7	28%
1C	4	14%
1D	8	33%
1E	3	29%
1F	12	43%
1G	11	41%
1H	8	33%
1I	3	11%
2A	7	32%
2B	8	33%
2C	3	12%
2D	7	30%
2E	10	43%
2F	8	31%
2G	5	19%
2H	9	39%
TOTALI	120	

ALUNNI CON DEBITO BIENNIO



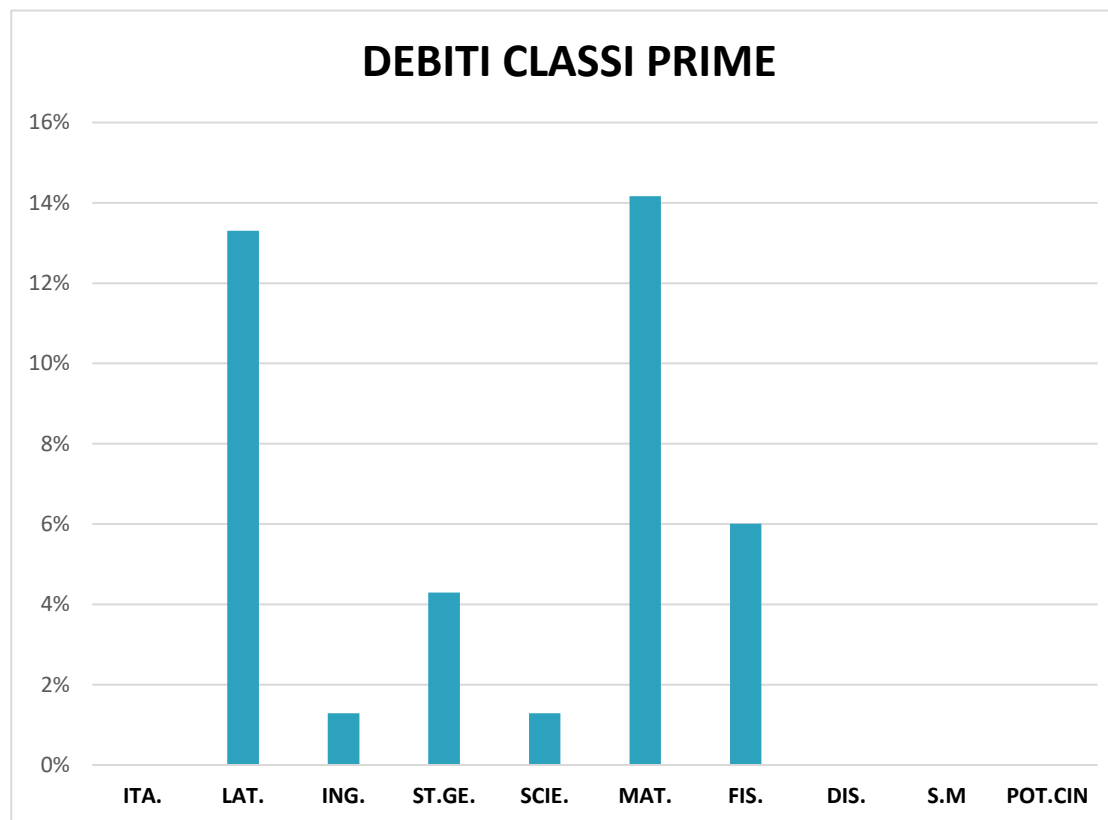
ALUNNI CON DEBITO

TRIENNIO	num.alun	%
3A	6	24%
3B	5	21%
3C	8	33%
3D	7	27%
3E	8	36%
3F	6	25%
3G	7	29%
4A	4	17%
4B	10	43%
4C	2	8%
4D	8	32%
4E	2	9%
4F	6	26%
4G	4	20%
TOTALI	83	



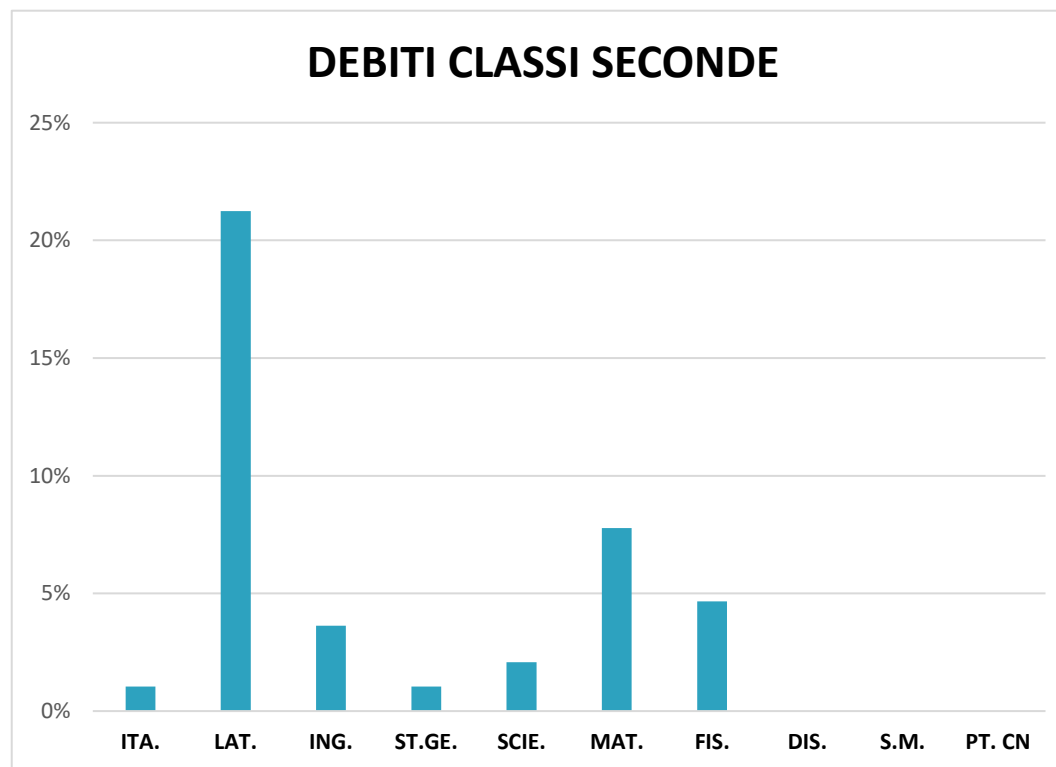
DEBITI CLASSI PRIME

INSUFF.	%
ITA.	0%
LAT.	13%
ING.	1%
ST.GE.	4%
SCIE.	1%
MAT.	14%
FIS.	6%
DIS.	0%
S.M	0%
POT.CIN	0%



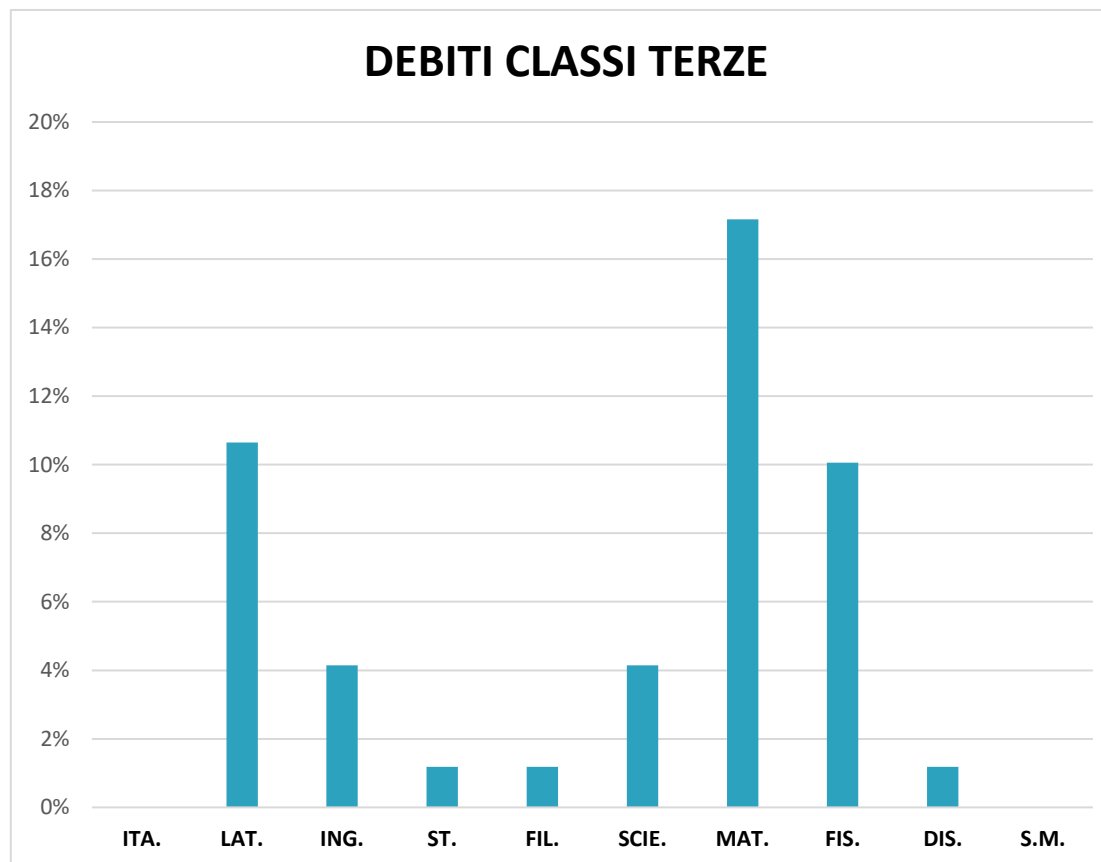
DEBITI CLASSI SECONDE

ITA.	1%
LAT.	21%
ING.	4%
ST.GE.	1%
SCIE.	2%
MAT.	8%
FIS.	5%
DIS.	
S.M.	
PT. CN	



DEBITI CLASSE TERZE

ITA.	0%
LAT.	11%
ING.	4%
ST.	1%
FIL.	1%
SCIE.	4%
MAT.	17%
FIS.	10%
DIS.	1%
S.M.	0%



DEBITI CLASSI QUARTE

ITA.	4%
LAT.	3%
ING.	5%
ST.	0%
FIL.	0%
SCIE.	1%
MAT.	14%
FIS.	10%
DIS.	1%
S.M.	0%

